



TreX3

INDEX

SHANGHAI	P02
NEW YORK	P08
CAPE TOWN	P16
MILANO	P20

TreX3

SEDUCENTE RAFFINATEZZA

TREX3 È PER CHI AMA IL FASCINO
SENZA TEMPO DEL MARMO.

TRE LE TIPOLOGIE DI MARMO,
TRE I COLORI PROPOSTI,
TRE LE FINITURE SUPERFICIALI.

SEDUCTIVE REFINEMENT

TREX3 IS FOR THOSE WHO LOVE
THE TIMELESS CHARM OF MARBLE.

THREE TYPES OF MARBLE,
THREE DIFFERENT COLOURS,
THREE SURFACE FINISHES.

SHANGHAI

DIALOGO FLUIDO TRA
SPAZIO E MATERIA

*

A FLUID INTERACTION OF
SPACE AND MATTER

TREX6 120W RM / TREX6 260W LP







NEW YORK

OASI URBANA

*

URBAN OASIS

TREX6 260TO LP





NEW YORK

TREX 120TO RM / TREX6 260TO RM





CAPE TOWN

POESIA DI FORME E SUPERFICI

*

POETICAL FORMS AND SURFACES

TREX 12N LP





MILANO

PALCOSCENICO RELAZIONALE

*

A STAGE FOR STIMULATING
RELATIONSHIPS

TREX6 260N LP





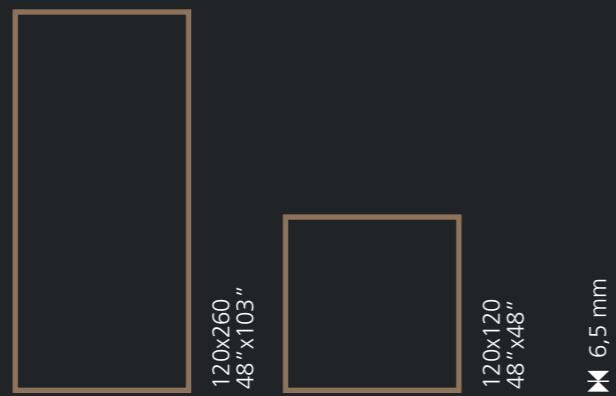
TREX6 DK 260WLP / TREX6 260W RM / CNKR 12CE RM
TREX6 120W RM



TreX3

COLOR BODY PORCELAIN TILE
GRES PORCELLANATO COLORATO IN MASSA

CONFORME - ACCORDING TO
UNI EN 14411 – G Bla





TREX3

120x260

48" x 103"

N code info



TREX6 260N RM

6,5

TREX6 260N LP

LP ++

120x260 - 48"x103"




TREX6 120N RM

6,5



TREX6 120N LP

LP ++

120x120 - 48"x48"



TREX6 DK 260NLP
120x260 - 48"x103"





TREX3

120x260
48" x 103"

W code info



120x260 - 48"x103"

TREX6 260W RM

6,5

TREX6 260W LP






120x120 - 48"x48"






TREX6 120W RM

6,5

TREX6 120W LP



TREX6 DK 260WLP  
120x260 - 48"x103"












TREX3









120x260


48" x 103"

TO	code	info
	TREX6 260TO RM	
	————— 6,5 ———	
	TREX6 260TO LP	 
120x260 - 48"x103"		
	TREX6 120TO RM	
	————— 6,5 ———	
	TREX6 120TO LP	 
120x120 - 48"x48"		







N	code	info
	TREX 120N RM	10
	TREX 120N LP	LP 
120x120 - 48"x48"		
	TREX 12N RM	10
	TREX 12N LP	LP 
60x120 - 24"x48"		
	TREX 60N RM	10
	TREX 60N LP	LP 
60x60 - 24"x24"		
	MK.TREX 30N LP	10 LP 
30x30 - 12"x12"		




ROS.TREX120N LP
120x120 - 48"x48"
Articolo disponibile su ordinazione
Item available on order only



TREX DK 12N LP
60x120 - 24"x48"











MK.TREX 30 3MIX
30x30 - 12"x12"



MK.TREX DK30 3
30x30 - 12"x12"



W	code	info
	TREX 120W RM	10
	TREX 120W LP	LP 
120x120 - 48"x48"		
	TREX 12W RM	10
	TREX 12W LP	LP 
60x120 - 24"x48"		
	TREX 60W RM	10
	TREX 60W LP	LP 
60x60 - 24"x24"		
	MK.TREX 30W LP	10 LP 
30x30 - 12"x12"		



ROS.TREX120W LP
120x120 - 48"x48"
Articolo disponibile su ordinazione
Item available on order only



TREX DK 12W LP
60x120 - 24"x48"




MK.TREX 30 2MIX
30x30 - 12"x12"
















MK.TREX DK30 2
30x30 - 12"x12"







TREX3

TO	code	info
	TREX 120TO RM	
	_____ 10 _____	
	TREX 120TO LP	 
120x120 - 48"x48"		
	TREX 12TO RM	
	_____ 10 _____	
	TREX 12TO LP	 
60x120 - 24"x48"		
	TREX 60TO RM	
	_____ 10 _____	
	TREX 60TO LP	 
60x60 - 24"x24"		
	MK.TREX 30TO LP	10  
30x30 - 12"x12"		



ROS.TREX120TOLP
120x120 - 48"x48"
Articolo disponibile su ordinazione
Item available on order only





TREX DK 12TO LP  
60x120 - 24"x48"



MK.TREX 30 1MIX
30x30 - 12"x12"



MK.TREX DK30 1  
30x30 - 12"x12"



	N	W	TO
	TREX BT120N	TREX BT120W	TREX BT120TO
6x120 2.4"x48"	 	 	 

IMBALLI






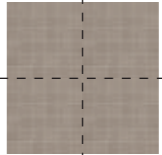


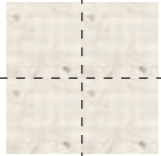










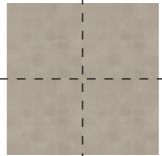

PACKAGING

FORMATO NOMINALE NOMINAL FORMAT	BORDO EDGE	SPESSORE THICKNESS	SCATOLA BOX			PALLET		
			PZ/ PCS	MQ/SM	KG	BOX/ BOXES	MQ/SM	KG
120x260 - 48"x103"	rectified	6,5	1	3,12	49,02	20	62,40	1000,40
120x120 - 48"x48"	rectified	6,5	2	2,88	46,29	30	86,40	1408,75
120x120 - 48"x48"	rectified	10	1	1,44	34,03	36	51,84	1245,20
60x120 - 24"x48"	rectified	10	2	1,44	33,28	30	43,20	1018,50
60x60 - 24"x24"	rectified	10	3	1,08	24,99	40	43,20	1019,67
30x30 - 12"x12" mosaic	rectified	10	6	0,54	11,87	48	25,92	589,59

CARATTERISTICHE TECNICHE SPECIFICHE



TECHNICAL FEATURES SPECIFICATIONS

	DIN 51130 (R)	DIN 51097 (A+B+C)	BCR REP. CEC 6/81		DM 14/6/89 N. 236		PENDULUM TEST BS (INGLESE)	PENDULUM TEST AS/NZS 4856:2004 (AUSTRALIANO)	PENDULUM TEST UNE ENV 12633:2003 (SPAGNOLO)	BOT 3000 (DCOF)
			g.a.	g.b.	c.a.	g.b.				average value
TREX3	R9	-	>0,4	>0,4	>0,4	>0,4	>25	>25	1	>0,42

CARATTERISTICHE TECNICHE SPECIFICHE GRES PORCELLANATO

TECHNICAL FEATURES SPECIFICATIONS

CARATTERISTICA SPECIFICATION	METODO DI PROVA TEST METHODS	REQUISITI PREVISTI DALLA NORMA REQUIREMENTS IN ACCORDANCE TO THE STANDARDS	VALORE MEDIO AVERAGE VALUE	
 DIMENSIONI E ASPETTO DIMENSIONS AND APPEARANCE	ISO 10545-2	PROSPETTO G.1 PROSPECT G.1	CONFORME COMPLIANT	
 ASSORBIMENTO D'ACQUA WATER ABSORPTION	ISO 10545-3	≤0,5%	<0,1%	
 RESISTENZA A FLESSIONE FLEXURAL RESISTANCE		min. $\frac{1}{MWH}$ 35 N/mm ²	>45 N/mm ²	
SFORZO DI ROTTURA MODULUS OF RUPTURE	ISO 10545-4	SPESSORE / THICKNESS ≥7,5 mm: min. 1300N	SPESSORE* THICKNESS*	6,5 mm* 1800 N*
				10 mm* 3000 N*
				20 mm* 13000 N*
 RESISTENZA ALL'ABRAZIONE PROFONDA DEEP ABRASION RESISTANCE	ISO 10545-6	≤175 mm ³	<140 mm ³	
 COEFFICIENTE DILATAZIONE TERMICA LINEARE (α) LINEAR EXPANSION THERMIC COEFFICIENT	ISO 10545-8	METODO DISPONIBILE AVAILABLE ON REQUEST	≤ 7x10 ⁻⁶ °C-1	
 RESISTENZA AGLI SBALZI TERMICI RESISTANCE TO SUDDEN TEMPERATURE CHANGES	ISO 10545-9	METODO DISPONIBILE AVAILABLE ON REQUEST	RESISTE RESISTANT	
 RESISTENZA AL GELO FROST RESISTANCE	ISO 10545-12	RICHIESTA ALWAYS TESTED	RESISTE RESISTANT	
 PRODOTTI CHIMICI AD USO DOMESTICO ED ADDITIVI PER PISCINA HOUSEHOLD CHEMICALS AND SWIMMING POOL WATER CLEANSERS		min. B $\frac{1}{MWH}$. B	min. B $\frac{1}{MWH}$. B	
ACIDI ED ALCALI A BASSA CONCENTRAZIONE ACIDS AND LOW CONCENTRATION ALKALIS	ISO 10545-13	DA LA, LB A LC FROM LA, LB TO LC	DA LA, LB A LC FROM LA, LB TO LC	
ACIDI ED ALCALI AD ALTA CONCENTRAZIONE ACIDS AND HIGH CONCENTRATION ALKALIS		METODO DISPONIBILE AVAILABLE ON REQUEST	METODO DISPONIBILE AVAILABLE ON REQUEST	
 RESISTENZA ALLE MACCHIE UGL STAIN RESISTANCE UGL	ISO 10545-14	METODO DISPONIBILE AVAILABLE ON REQUEST	METODO DISPONIBILE AVAILABLE ON REQUEST	
RESISTENZA ALLE MACCHIE GL STAIN RESISTANCE GL		min. 3 $\frac{1}{MWH}$. 3	min. 3 $\frac{1}{MWH}$. 3	

*VALORI RIFERITI AL FORMATO 60X60 - VALUES REFERRED TO 60X60 SIZE

INDICAZIONI D'USO INDICATIONS FOR USE

 **PAVIMENTO** FLOOR TILES

 **RIVESTIMENTO** WALL TILES

DESTINAZIONI D'USO SUGGESTED APPLICATIONS

 **ABITAZIONI** DOMESTIC PURPOSE

 **COMMERCIALE LEGGERO** LIGHT TRAFFIC AREA

 **COMMERCIALE** COMMERCIAL

FINITURA FINISH

N **NATURALE** NATURAL

LP **LAPPATO** HONED*

ASPETTO SUPERFICIALE FINISH

 **OPACO** MATT

 **LUCIDO** GLOSSY*

BORDO EDGE

RM **RETTIFICATO MONOCALIBRO** MONOCALIBER, RECTIFIED

STONALIZZAZIONE SHADE VARIATION

V2

* Le superfici con finitura lappata lucida e levigata sono consigliate per qualsiasi tipo di rivestimento e per pavimenti residenziali o per superfici calpestabili che non hanno un diretto collegamento con l'esterno o che hanno accessi protetti da appositi stuoini. Come è noto tutte le superfici lucide subiscono con l'uso un naturale processo di opacizzazione. Nel caso dei materiali in gres porcellanato di Imola questo processo è più lento rispetto a qualsiasi altro materiale naturale lavorato a lucido come marmo, pietra, granito. Surfaces with a honed and polished gloss finish are recommended for any kind of wall tile, residential floor or floors that are not directly connected with the outdoors or whose entrances are protected by mats. As is well known, all gloss surfaces naturally lose their shine over time. With Imola porcelain stoneware this process is slower than other honed natural materials like marble, granite or stone.

CARATTERISTICHE DI VENDITA SALES CHARACTERISTICS

 **Prodotto venduto al pezzo.** Product sold per item

Tutti i nostri prodotti, sia al mq che al pezzo, sono venduti unicamente a scatola completa. All our products are sold only in complete boxes, whether the unit of measure is per item or per square metre.



LAF AENZA
TILE WITH STYLE

LAF AENZACERAMICA.IT

INDICAZIONI D'USO
INDICATIONS FOR USE

A brand of
Cooperativa Ceramica D'Imola S.c.

Via V. Veneto, 13
40026 Imola (BO) Italia
Tel. +39 0542 601601
Fax + 39 0542 31749
